

6

5

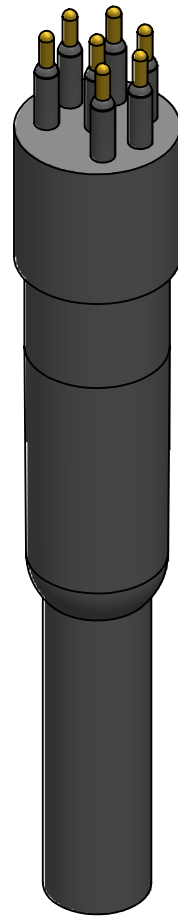
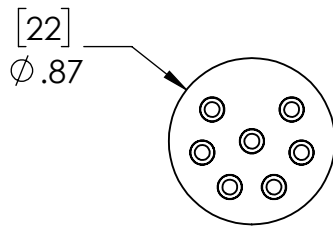
4

3

2

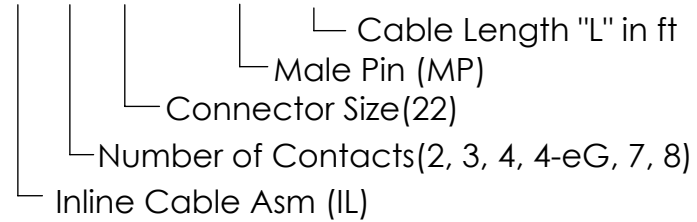
1

7-WAY SHOWN AS REFERENCE

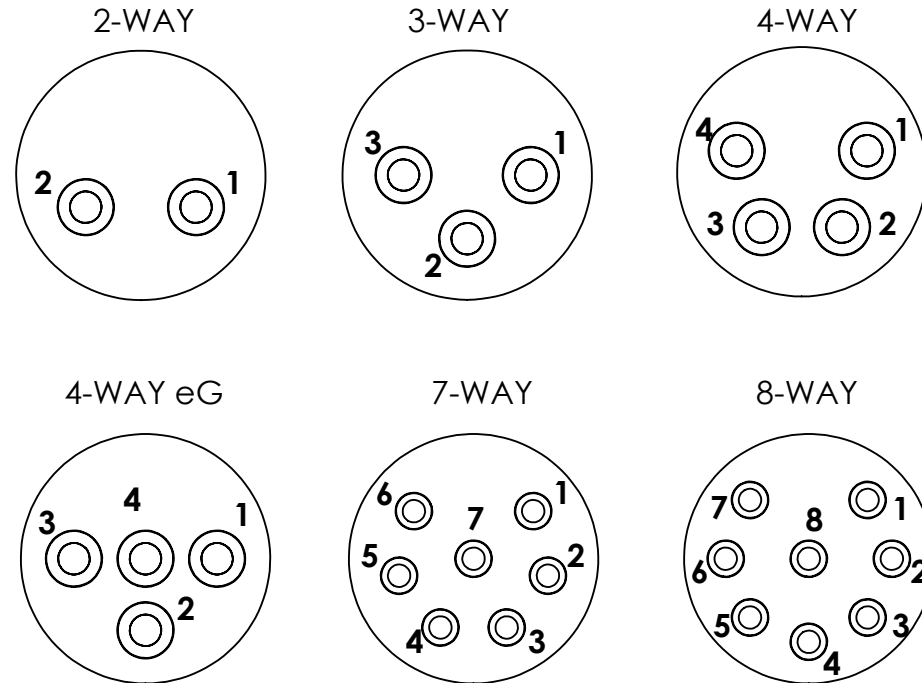
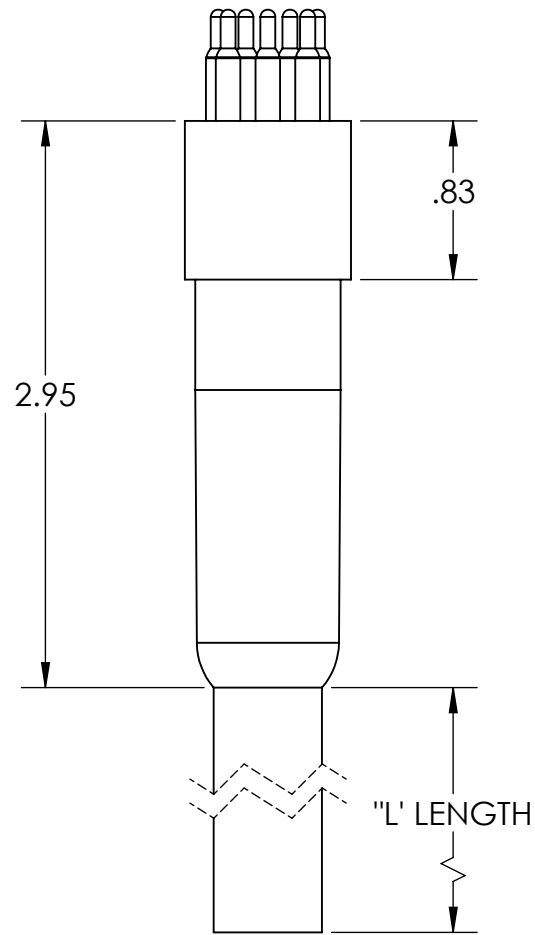


Part numbering scheme

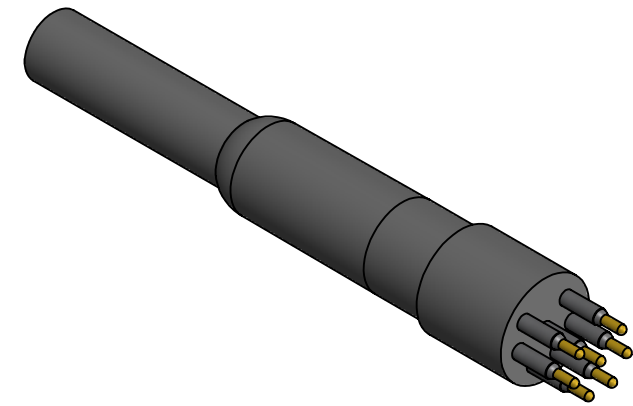
IL - 2x22mm - MP - 25



REVISIONS			
REV.	DESCRIPTION	DATE	APPROVED
0	INITIAL RELEASE	11/17/2023	SCC
1	REMOVED LS	3/12/2024	SCC



** For use with Extended Grounding Pin



Contact to SOOW cable assignment (Based on ICEA Method 1 Color Code)

Contact #	Wire Color
1	Black
2	White
3	Red
4	Green
5	Orange
6	Blue
7	White w/Black Stripe
8	Red w/Black Stripe

* 3-WAY: 1-Black, 2-White, 3-Green

Specifications

Voltage Rating	600V
Pressure Rating	10,000 psi
Pin Material	Gold Plated Cu Alloy
Dielectric Material	Neoprene
Cable	SOOW



REVISION SYMBOL

THIS DRAWING CONTAINS PROPRIETARY INFORMATION OF AK INDUSTRIES. USE, DUPLICATION OR DISCLOSURE, IN WHOLE OR IN PART, IS STRICTLY PROHIBITED WITHOUT EXPRESS WRITTEN PERMISSION OF AN AUTHORIZED REPRESENTATIVE OF AK INDUSTRIES.

UNLESS OTHERWISE SPECIFIED DIMENSIONS ARE IN INCHES TOLERANCES ARE:

FRACTIONS	DECIMALS	ANGLES
±1/16	.XX±.015	±1/2°
	.XXX±.005	
	.XXXX±.0010	

BREAK ALL SHARP EDGES & CORNERS R.015. ALL DIA. TO BE CONCENTRIC WITHIN .004 TIR.

FINISH 125

DO NOT SCALE DRAWING

ORIGINAL JOB NO.

NAME DATE

ENGR SCC 8/14/23

CHKD

APPRV



THIRD ANGLE PROJECTION GD&T IAW ASME Y14.5



AK Industries phone: 310-762-1600 3115 E. Las Hermanas St. fax: 310-762-1616 Rancho Dominguez, CA 90221 e-mail: info@ak-ind.com

Inline (IL), Pigtail, 22 mm, SOOW Cable, Male Pins

SIZE B FSCM NO. DWG. NO. REV 1

IL-22mm-MP

SCALE: APPROXIMATE WEIGHT: LBS SHEET 1 OF 1

6

5

4

3

2

1