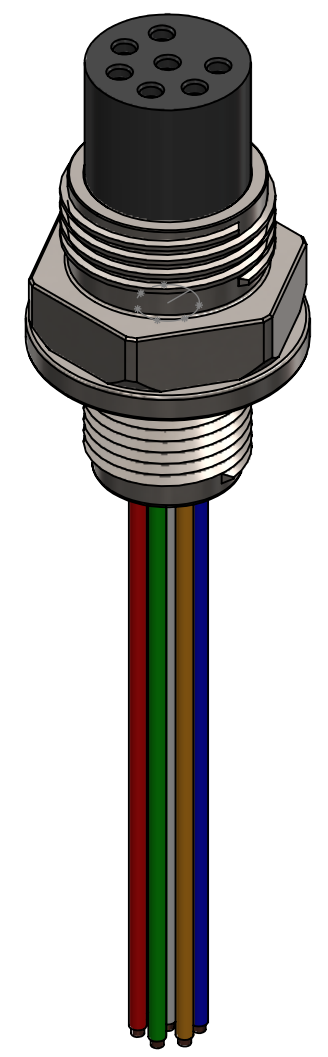
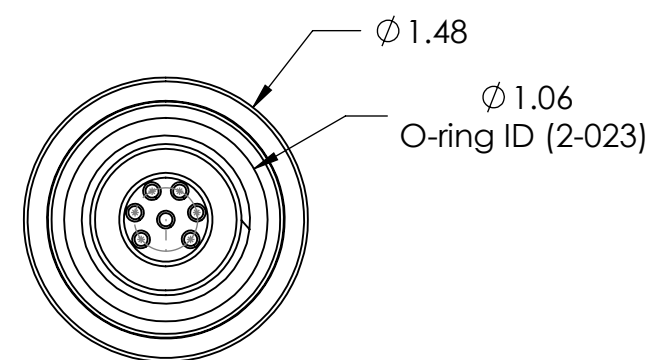
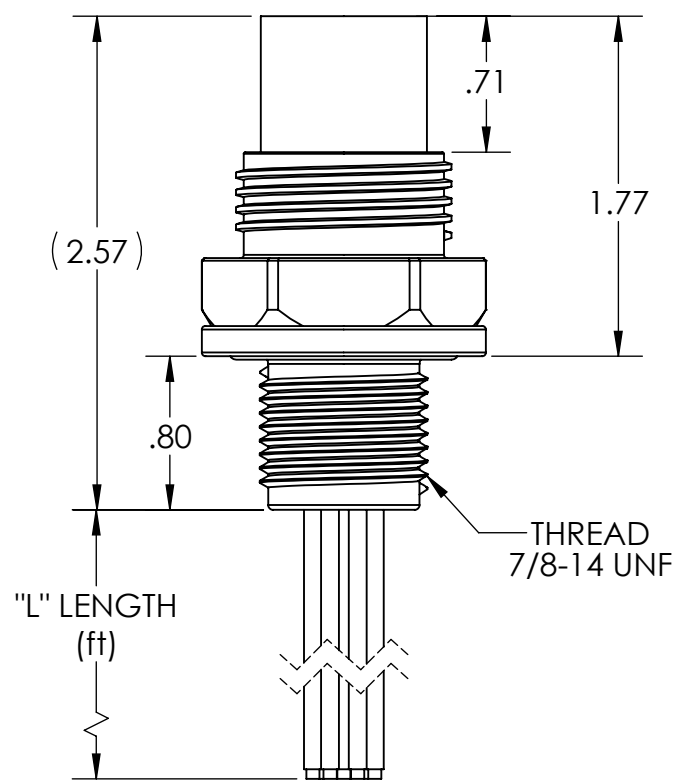


7-WAY SHOWN FOR REFERENCE



Part numbering scheme

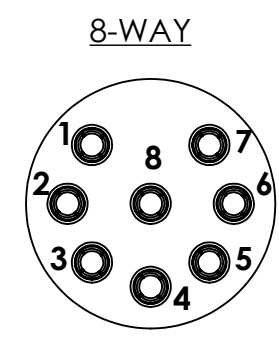
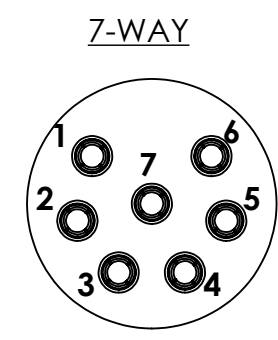
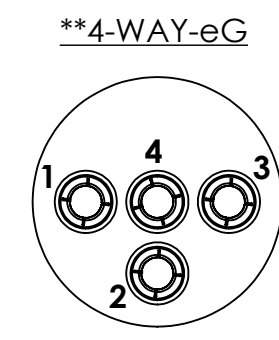
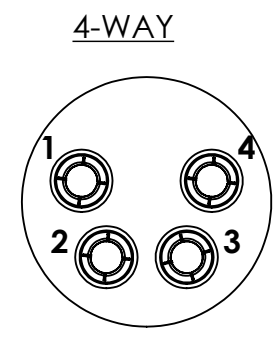
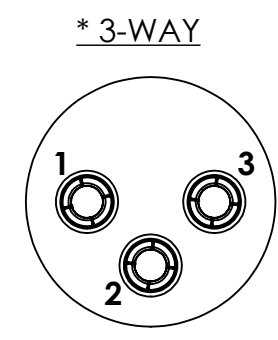
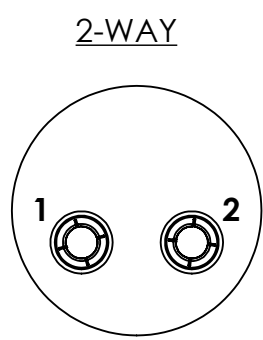
BCR1 s - 2x22mm - FS - 5

- BCR1: Bulkhead Connector Receptacle, Face Seal
- s: Bulkhead Mtrl (a=aluminum 6061, b=brass, p=peek, s=316 SST, t=titanium)
- 2: Number of Contacts (2, 3, 4, 4-eG, 7, 8)
- 22: Connector Size (22)
- FS: Female Socket
- 5: Cable Length "L" in ft

Contact to Wire Assignment
(Based on ICEA Method 1 Color Code)

Contact #	Wire Color
1	Black
2	White
3	Red
4	Green
5	Orange
6	Blue
7	White w/Black Stripe
8	Red w/Black Stripe

* 3-WAY: 1-Black, 2-White, 3-Green



** For use with Extended Grounding Pin

REVISIONS			
REV.	DESCRIPTION	DATE	APPROVED
0	PRODUCTION RELEASE	11-15-2023	SCC

Specifications	
Voltage Rating	600V
Pressure Rating	10,000 psi
Shell Material	(see p/n table)
Socket Material	Gold Plated Cu Alloy
Dielectric Material	Neoprene
Wires	Teflon

1 REVISION SYMBOL

THIS DRAWING CONTAINS PROPRIETARY INFORMATION OF AK INDUSTRIES. USE, DUPLICATION OR DISCLOSURE, IN WHOLE OR IN PART, IS STRICTLY PROHIBITED WITHOUT EXPRESS WRITTEN PERMISSION OF AN AUTHORIZED REPRESENTATIVE OF AK INDUSTRIES.

UNLESS OTHERWISE SPECIFIED DIMENSIONS ARE IN INCHES TOLERANCES ARE:

FRACTIONS ±1/16	DECIMALS .XX ±.015 .XXX ±.005 .XXXX ±.0010	ANGLES ±1/2°
-----------------	--	--------------

BREAK ALL SHARP EDGES & CORNERS R.015. ALL DIA. TO BE CONCENTRIC WITHIN .004 TIR.

FINISH 125

DO NOT SCALE DRAWING

THIRD ANGLE PROJECTION
GD&T IAW ASME Y14.5

ORIGINAL JOB NO.

NAME	DATE
ENGR SCC	6/21/23
CHKD	
APPRV	

AK Industries

AK Industries
3115 E. Las Hermanas St.
Rancho Dominguez, CA 90221
phone: 310-762-1600
fax: 310-762-1616
e-mail: info@ak-ind.com

BCR, 22 mm, Face Seal, Sockets

SIZE B	FSCM NO.	DWG. NO. BCR1-22mm-FS	REV 0
SCALE:	APPROXIMATE WEIGHT: LBS		SHEET 1 OF 1